



## What is SpeedyDock?

SpeedyDock is an app that makes scheduling launches from dry stack storage quick and easy. It allows you to request and track launches from a phone, tablet, or modern web browser. You can even choose to receive text message and email notifications about your requests.

## How Does It Work?

Simply request a launch online or with the SpeedyDock app, and your boat will be ready at the scheduled time. When finished boating, simply let us know through the app, and your boat will be returned to storage.

## How Do I Sign Up?

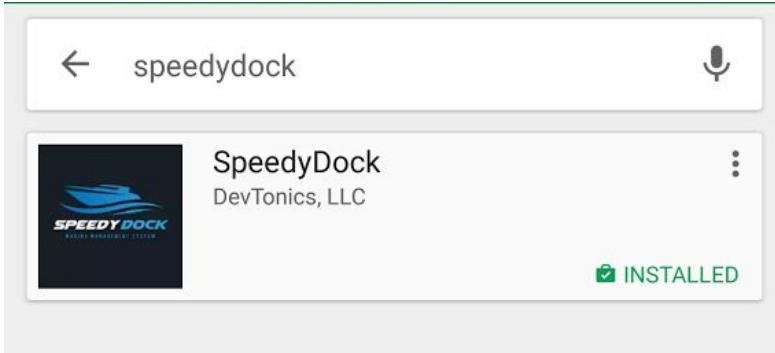
As a dry stack customer at Shipyard Marine, you will be automatically enrolled in SpeedyDock. You will receive an activation email to set up an account.

# Accessing SpeedyDock

---

SpeedyDock is available on IOS and Android from the Google Play Store and Apple App Store. It can also be accessed from other devices on a web browser at <https://shipyard.speedydock.com>.

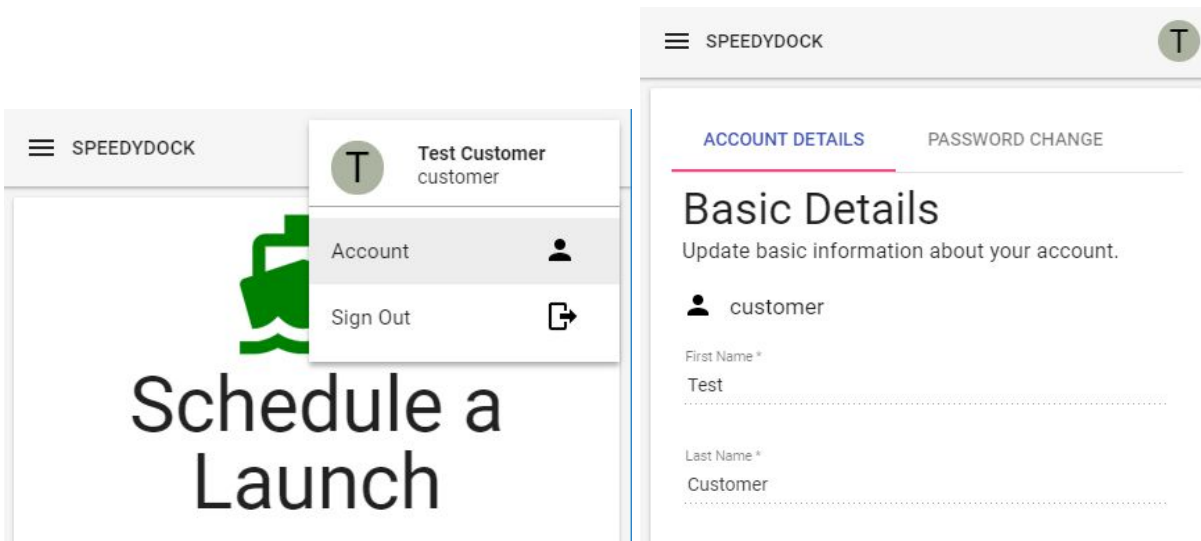
To download the app on your mobile device, search for “SpeedyDock” in the app store.



# SpeedyDock Settings

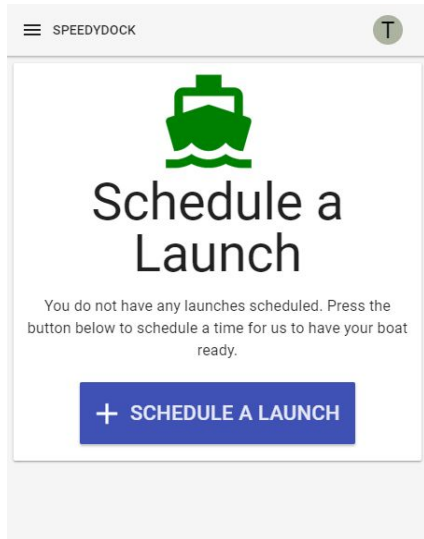
---

The app allows you to subscribe or unsubscribe from text and email notifications at any time. These settings, along with the option to change your password, are available through the account section of SpeedyDock.



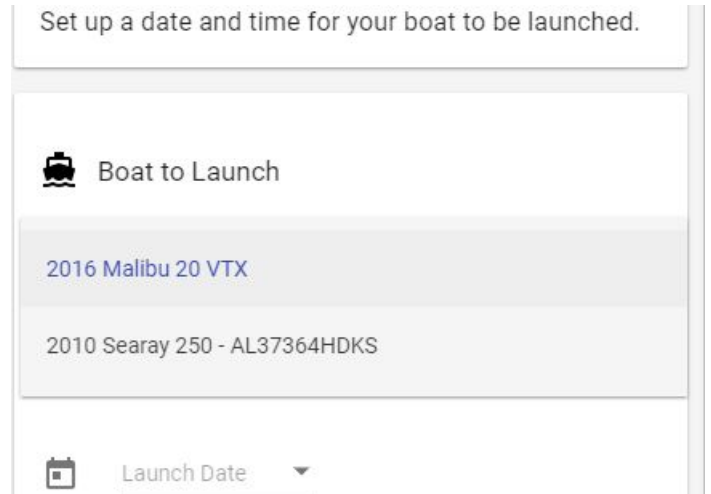
# Scheduling a Launch

## 1. Press “Schedule a Launch”



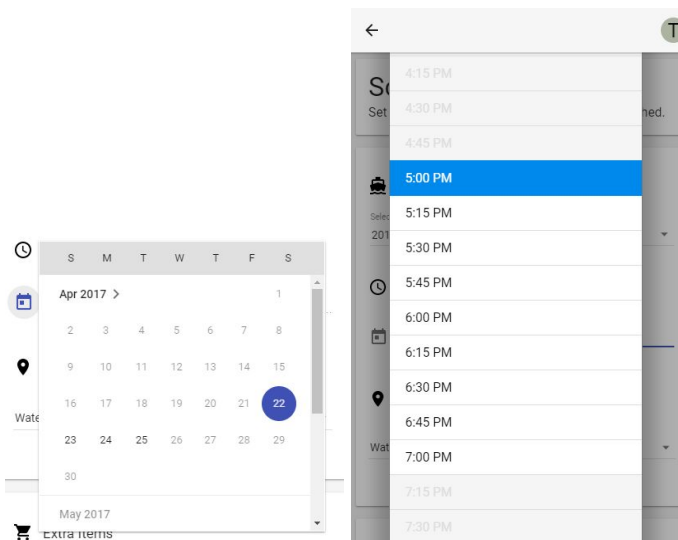
A blue “Schedule a Launch” button is available after signing in.

## 2. Select a Boat



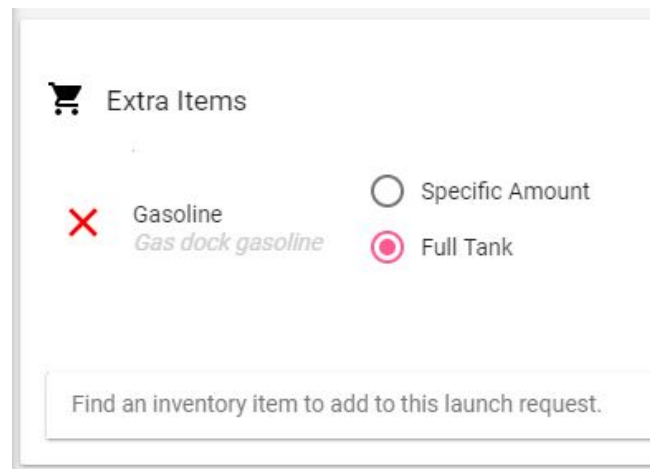
If you have more than one boat at the marina, then you will be able to choose which one you would like to launch.

## 3. Choose a Date and Time



Unavailable times will be colored in lighter gray.

## 4. Choose Launch Items



Request fuel or other items and services, and they will be provided with your launch.

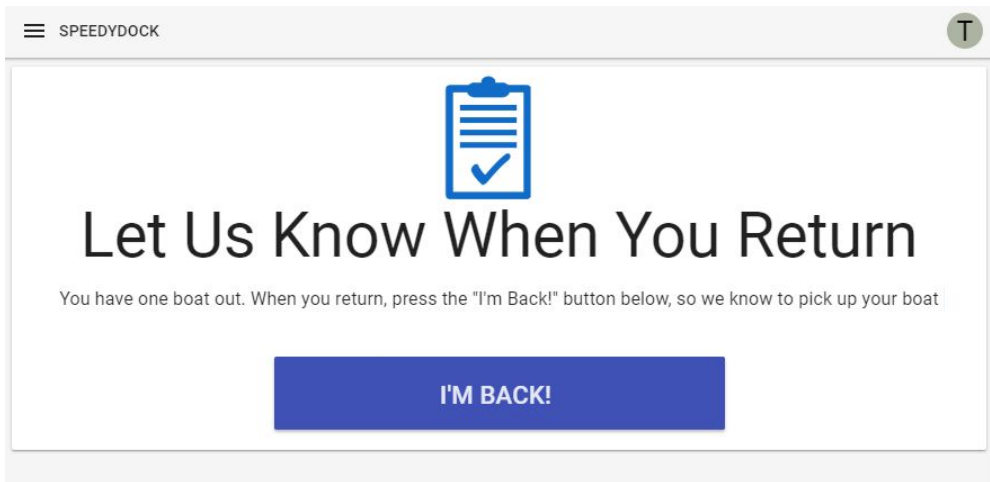
## 5. Press the “Create” button to save your launch.

# Returning Your Boat

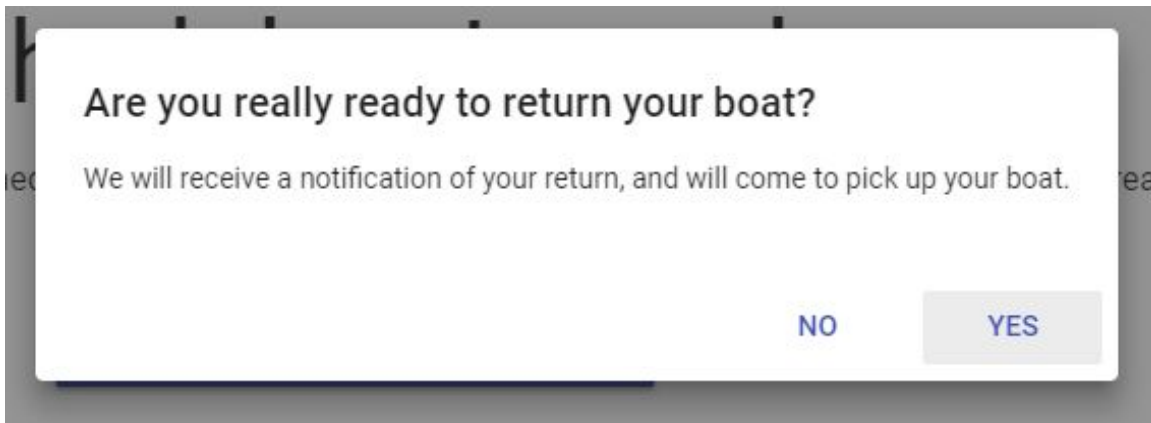
---

After your boat is launched, the option to notify us of your return will be available. When finished boating, let us know through the app.

Press the “I’m Back” button, and we will know to pick up your boat and return it to storage.

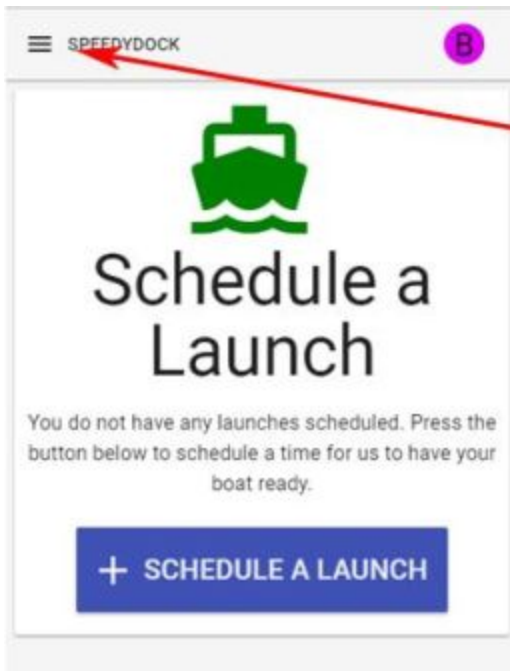


SpeedyDock will ask you to confirm the action. Press “Yes” to confirm.

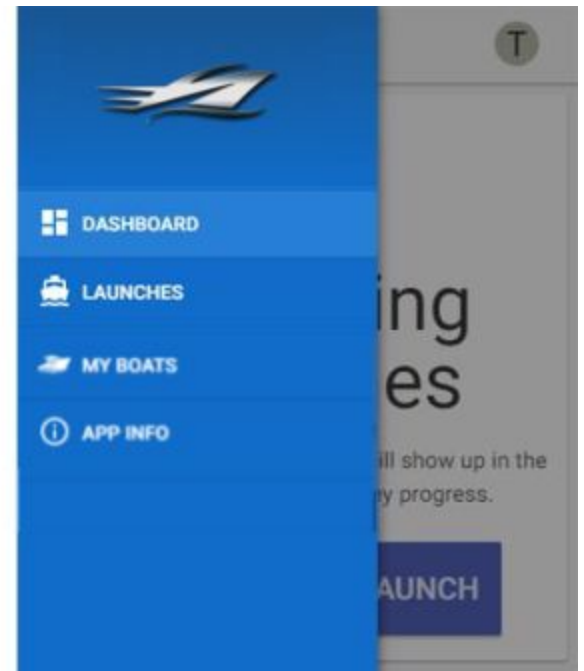


# Other Options

---



Click here to access the menu options as seen to the right



Launches- Will show your launch history

My Boats- Will show boat(s) that are available to launch. If you need help differentiating between boats or would like to allow someone else to launch your boat through the app, please contact our office at (866) 813-8333.

App Info - Provides additional help documents and details about the app.